




CANADIAN AID BY THE NUMBERS

Liam Swiss - Memorial University

lswiss@mun.ca [@liamswiss](https://www.instagram.com/liamswiss)

B I N C O

1968 <small>CIDA FORMED</small>	 0.7	0 <small>YEARS CANADA HAS ATTAINED 0.7%</small>	186 <small>MILLION CAD TO ETHIOPIA</small>	39 <small>PERCENT OF ODA TO TOP 20 RECIPS</small>
0.54	1975	2 <small>YEARS CANADA HAS ATTAINED >0.5%</small>	143 <small>DOLLARS PER CANADIAN</small>	34 <small>PERCENT OF ODA TO LDCs</small>
2001 <small>LOWEST ODA/GNI LEVEL SINCE 1966</small>	0.22		1.8 <small>CENTS ON THE DOLLAR</small>	41 <small>PERCENT OF ODA TO AFRICA</small>
0.28	2013	4.42 <small>BILLIONS USD</small>	 275 <small>BILLION IN GOV'T EXPENDITURE</small>	68 <small>PERCENT OF ODA THROUGH DFATD</small>
4.95 <small>BILLIONS USD</small>	2014	0.24	-20.5 <small>PERCENT DECLINE 2012 to 2014</small>	2015 <small>SDGs? ELECTION?</small>

1968

CIDA FORMED

0.7

0

**YEARS CANADA HAS
ATTAINED 0.7%**

2

**YEARS CANADA HAS
ATTAINED $>0.5\%$**

1975

0.54

2001

**LOWEST ODA/GNI
LEVEL SINCE 1966**

0.22

2013

0.28

4.95

BILLIONS USD

2014

0.24

4.42

BILLIONS USD

-20.5

PERCENT DECLINE

2012 to 2014

275

**BILLION IN GOV'T
EXPENDITURE**

5.0

1.8

**CENTS ON THE
DOLLAR**

143

**DOLLARS PER
CANADIAN**

S

P

186

**MILLION CAD TO
ETHIOPIA**

AS

**F
T**

39

**PERCENT OF ODA
TO TOP 20 RECIPS**

34

**PERCENT OF ODA
TO LDCs**

41

**PERCENT OF ODA
TO AFRICA**

68


**PERCENT OF ODA
THROUGH DFATD**

5
E

2015

**SDGs?
ELECTION?**

B**T****N****G****O**

1968 CIDA FORMED	0.7	0 YEARS CANADA HAS ATTAINED 0.7%	186 MILLION CAD TO ETHIOPIA	39 PERCENT OF ODA TO TOP 20 RECIPS
0.54	1975	2 YEARS CANADA HAS ATTAINED >0.5%	143 DOLLARS PER CANADIAN	34 PERCENT OF ODA TO LDCs
2001 LOWEST ODA/GNI LEVEL SINCE 1966	0.22		1.8 CENTS ON THE DOLLAR	41 PERCENT OF ODA TO AFRICA
0.28	2013	4.42 BILLIONS USD	275 BILLION IN GOV'T EXPENDITURE	68 PERCENT OF ODA THROUGH DFATD
4.95 BILLIONS USD	2014	0.24	-20.5 PERCENT DECLINE 2012 to 2014	2015 SDGs? ELECTION?

OECD - Compare your Country

<http://www.compareyourcountry.org/oda?cr=301&cr1=oeecd&lg=en&page=1>

» Compare your country

More topics

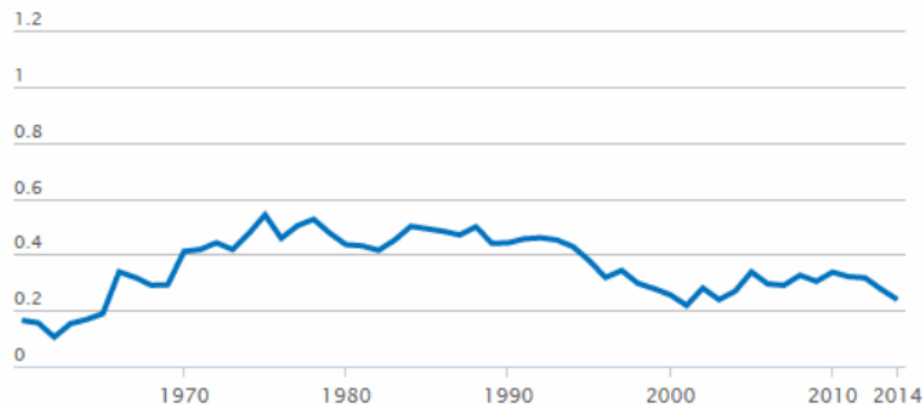
English

Official Development Assistance 2014

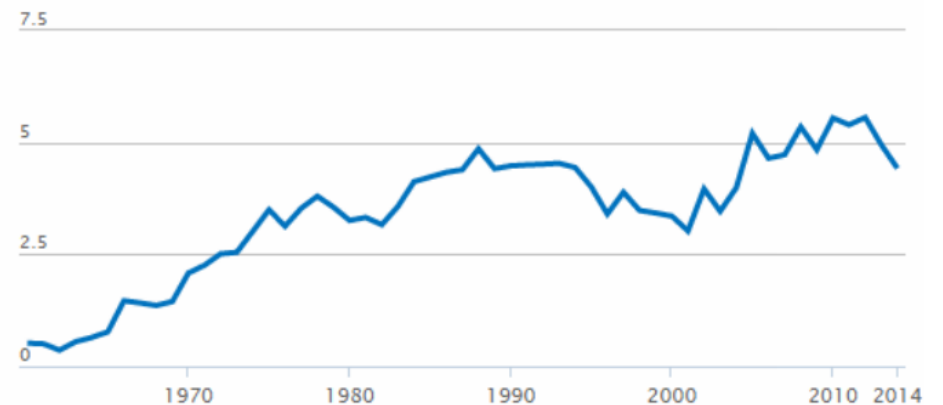
ODA 2014

ODA 1960-14 Trends

ODA as per cent of GNI



ODA - USD billion (2013 prices & exchange rates)



definitions

DAC Total	Denmark	Ireland	New Zealand	Spain
Australia	Finland	Italy	Norway	Sweden
Austria	France	Japan	Poland	Switzerland
Belgium	Germany	Korea	Portugal	United Kingdom
Canada	Greece	Luxembourg	Slovak Republic	United States
Czech Republic	Iceland	Netherlands	Slovenia	EU Institutions

OECD - QWIDS

<https://stats.oecd.org/qwids/>

ORGANISATION
FOR ECONOMIC
CO-OPERATION
AND DEVELOPMENT



QWIDS

Query Wizard for
International Development Statistics

[About](#) | [Demo](#) | [Help](#) | [Popular queries](#) | [Glossary](#) | [Contact Us](#) | [OECD.Stat](#)

What type of Aid data are you looking for?

[See All Datasets](#)

Hide Data Selection

Donor(s)	Recipient(s)	Flow(s)	Flow Type(s)	Sector(s)	Time Period
DAC Countries	All Recipients, Total	ODA	Disbursement	All Sectors, Total	6 Selected
<input type="checkbox"/> All Donors, Total <input checked="" type="checkbox"/> DAC Countries <input type="checkbox"/> Non-DAC Countries <input type="checkbox"/> Multilateral Agencies	<input checked="" type="checkbox"/> All Recipients, Total Browse Recipients <input type="text" value="Enter Recipient:"/>	<input checked="" type="checkbox"/> ODA <input type="checkbox"/> OOF <input type="checkbox"/> Private <input type="checkbox"/> Total Flows (ODA+OOF+Private) <input type="checkbox"/> Total Official Flows Net (ODA+OOF)	<input checked="" type="checkbox"/> Disbursement <input type="checkbox"/> Commitment	<input checked="" type="checkbox"/> All Sectors, Total Browse Broad Sector Categories Browse Detailed Sector Codes	<input type="checkbox"/> Most recent year only (2014) 2009 to 2014 Browse Time Period

[Reset All Selections](#)

Show project-level data and/or detailed sector level data (CRS)

Show Additional Data Selection Options

[Display the Data](#)

NSI - Canadian International Development Platform

<http://cidpnsi.ca/>

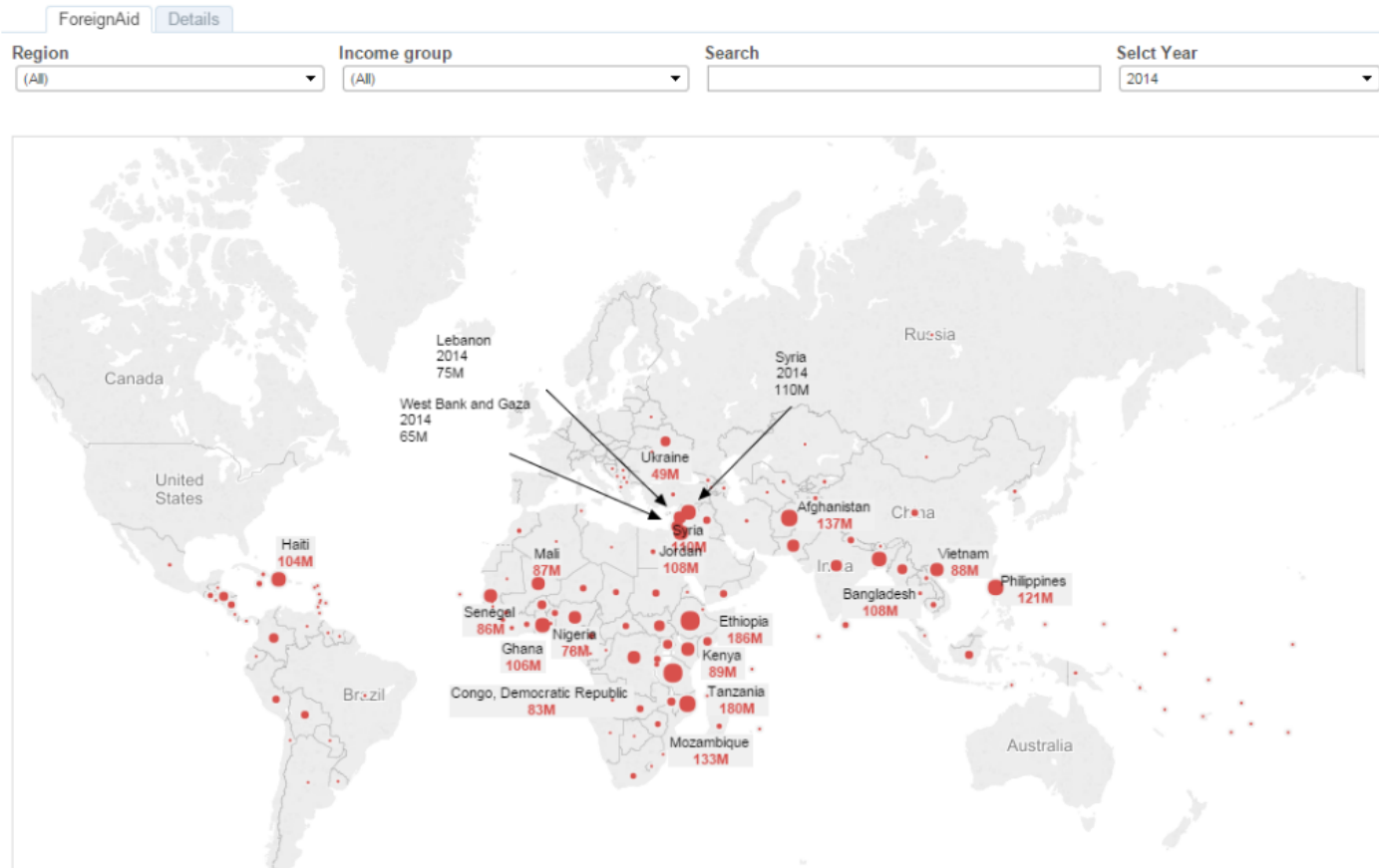


ANALYSES ▾ OPINIONS ▾ PUBLICATIONS ▾ ABOUT US NEWSLETTER CONTACT 🔍

Canada's Foreign Aid



The dashboard below provides data and analysis on Canada's foreign aid flows.



DFATD - Open Data Initiative

http://www.international.gc.ca/department-ministere/open_data-donnees_ouvertes/dev/index.aspx?lang=eng

Government of Canada / Gouvernement du Canada

Canada.ca | Services | Departments | Français

Foreign Affairs, Trade and Development Canada

Canada

Search

News | Foreign Policy | Trade | Development | Assistance to Travellers | Countries and Regions | Services | About

Home > About > Open Data


About

- Our Ministers
- Our Priorities
- Our Department
- Reports and Accountability
- Transparency
- Open Data
- Forms

Open Data


On March 17, 2011, the Government of Canada launched an [Open Data portal](#). As part of that effort, statistical data and other information on Canada's international assistance and the former Canadian International Development Agency (CIDA) activities are available in data sets and machine-readable formats for researchers, students, media or anyone interested in international assistance. Each data set has its own definitions and they are not often comparable — please review the data field definitions carefully before downloading the data sets. Links to related reports and other data sources are also provided.

- [Understanding the data](#)
- [Licence](#)
- [Understanding international assistance terms](#)
- [Data field definitions](#)




[Project Browser Data Set](#)

Information from the International Development Project Browser is available in a research-friendly data set, and continues to be available through individual project profiles in the [Project Browser](#) itself.




[International Aid Transparency Initiative \(IATI\)](#)

The former CIDA's agency-level and activity-level data compatible with the IATI Standard.



[Statistical Report on International Assistance - by Country Spending](#)

Canada's country spending data from this report is now available in a database-friendly format broken down by channel and recipient, per fiscal year.



[Statistical Report on International Assistance - by Multilateral Organization](#)

The former CIDA's aid spending by multilateral organization broken down by fiscal year, project, and organization type is now available in a database-friendly format.

DFATD - Development Reports

<http://www.international.gc.ca/development-developpement/dev-results-resultats/reports-rapports/index.aspx?lang=eng>

Government of Canada / Gouvernement du Canada

Canada.ca | Services | Departments | Français

Foreign Affairs, Trade and Development Canada

Canada

Search

News | Foreign Policy | Trade | **Development** | Assistance to Travellers | Countries and Regions | Services | About

Home > Development > Results and Stories > Development Reports

Development Reports

Development

Results and Stories

Development Reports

Stories From the Field

How Are You Making a Difference?

Development in Focus Electronic Newsletter

Photo Gallery

Video Gallery

Project Browser

Development for Results

Annual reports on the results of DFATD's work, including statistics and stories that represent real, sustainable, concrete results.

- [Canada's Development Program at a Glance 2013-2014](#)
- [Development for Results 2011-2012](#)

Statistical Reports on International Assistance

These reports presents an annual comprehensive and detailed account of Canadian International Assistance.

- [Statistical Report on International Assistance 2013-2014](#)
- [Statistical Report on International Assistance 2012-2013](#)
- [Statistical Reports on International Assistance 2011-2012](#)
- [Statistical Report on International Assistance 2010-2011](#)

Departmental Performance Report

The DPR describes the department's performance against the priorities listed in the previous Report on Plans and Priorities, highlighting Canada's engagement in the developing world.

Report on Official Development Assistance

This report meets the reporting requirements of the Official Development Assistance Accountability Act. Canada's ODA plays a critical role in improving the lives of those most in need around the world.

Date Modified: 2015-05-22

What numbers matter most to your work?

What numbers do you wish others knew?

What don't the numbers tell you?

CANADIAN AID BY THE NUMBERS

Liam Swiss - Memorial University

lswiss@mun.ca [@liamswiss](https://www.instagram.com/liamswiss)